

**BHARTIA ENCLOSURES**  
*Tough. Rugged. Reliable*



# **TCE SERIES**

Floor standing enclosure




BCH  
ELECTRIC  
LIMITED

# SUPERIOR PROTECTION AGAINST DUST AND WATER



# IP66 | IP65 | IK10 | C €



3-part Gland Plate  
Easy to interchange



Separate Locking  
Left side door



M6 earthing

## PROFILE



4-Point  
Lock

PU Foam



## TCE Series

**Rigid and highly flexible modular enclosure series for versatile application. Ideally suited for Industrial automation / Drives / Power transmission and distribution / Special purpose machines.**

**TCE Series offers IP66-IK10 protection for single door enclosure and IP65-IK10 protection for double door enclosure.**

**Robust profile with 25mm hole pattern and joined together with uniform diagonal accuracy. Door and covers protect dust and water by highly resilient foamed PU gasket. The Mounting plate with high load bearing capacity is depth adjustable with sliding provision.**

### Material of TCE Series Enclosure

Frame: 2.0mm Painted Steel

Door: 2.0mm Painted Steel

Rear, Top and Side panes: 1.6mm painted steel

Mounted Plate: 3.0mm painted steel/3.0mm GI on request

Bottom Gland Plate: 2.0mm Galvanized Steel

Surface finish: RAL-7035 to enclosure and  
RAL-2000 to mounting plate

### The Design incorporate user friendly features

- Removable Door and covers
- Door with Interchangeability features (LHS/RHS)
- 4-point locking for doors
- Separate locking at LHS door with swing handle for Double door
- Bolted Stiffener for door with powder coating
- 3-Part Gland plate
- Eye bolt for lifting
- Modular plinth (optional) 100mm Height
- Side panel (optional) removable type

## TCE Series Enclosure Code Selection

Example :-

<b>TCE</b>	<b>06</b>	<b>18</b>	<b>05</b>	<b>-</b>	<b>001</b>
↓ TCE Series of Enclosure	↓ Width	↓ Height	↓ Depth		↓ Version

Width	Height	Depth
06-600 W	18-1800 H	04-400 D
08-800 W	20-2000 H	05-500 D
10-1000 W	22-2200 H	06-600 D
12-1200 W		08-800 D

001	002	003	004	005
Structure	Structure	Structure	Structure	Structure
Front Door with Hinge	Front Door with Hinge	Front Door with Hinge	Front Door with Hinge	Front Door with Hinge
Rear Bolted Cover	Rear Door with Hinge	Rear Bolted Cover	Rear Door with Hinge	Rear Door with Hinge
STD Gland Plate	STD Gland Plate	STD Gland Plate	STD Gland Plate	STD Gland Plate
Top Cover	Top Cover	Top Cover	Top Cover	Top Cover
Eye Bolt	Eye Bolt	Eye Bolt	Eye Bolt	Eye Bolt
01 Mounting Plate	01 Mounting Plate	No Mounting Plate	No Mounting Plate	2 Mounting Plate



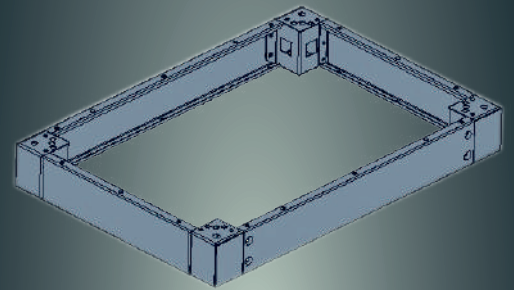
## Standard Available size of TCE

Size of Enclosure in mm			CAT No for TC Enclosure				
Width (W)	Height (H)	Depth (D)	VER-001	VER-002	VER-003	VER-004	VER-005
600	1800	400	TCE061804-001	TCE061804-002	TCE061804-003	TCE061804-004	---
800	1800	400	TCE081804-001	TCE081804-002	TCE081804-003	TCE081804-004	---
1000	1800	400	TCE101804-001	TCE101804-002	TCE101804-003	TCE101804-004	---
1200	1800	400	TCE121804-001	TCE121804-002	TCE121804-003	TCE121804-004	---
600	1800	500	TCE061805-001	TCE061805-002	TCE061805-003	TCE061805-004	---
800	1800	500	TCE081805-001	TCE081805-002	TCE081805-003	TCE081805-004	---
1000	1800	500	TCE101805-001	TCE101805-002	TCE101805-003	TCE101805-004	---
1200	1800	500	TCE121805-001	TCE121805-002	TCE121805-003	TCE121805-004	---
800	1800	600	TCE081806-001	TCE081806-002	TCE081806-003	TCE081806-004	TCE081806-005
800	1800	800	TCE081808-001	TCE081808-002	TCE081808-003	TCE081808-004	TCE081808-005
600	2000	400	TCE062004-001	TCE062004-002	TCE062004-003	TCE062004-004	---
800	2000	400	TCE082004-001	TCE082004-002	TCE082004-003	TCE082004-004	---
1000	2000	400	TCE102004-001	TCE102004-002	TCE102004-003	TCE102004-004	---
1200	2000	400	TCE122004-001	TCE122004-002	TCE122004-003	TCE122004-004	---
600	2000	500	TCE062005-001	TCE062005-002	TCE062005-003	TCE062005-004	---
800	2000	500	TCE082005-001	TCE082005-002	TCE082005-003	TCE082005-004	---
1000	2000	500	TCE102005-001	TCE102005-002	TCE102005-003	TCE102005-004	---
1200	2000	500	TCE122005-001	TCE122005-002	TCE122005-003	TCE122005-004	---
600	2000	600	TCE062006-001	TCE062006-002	TCE062006-003	TCE062006-004	TCE062006-005
800	2000	600	TCE082006-001	TCE082006-002	TCE082006-003	TCE082006-004	TCE082006-005
1000	2000	600	TCE102006-001	TCE102006-002	TCE102006-003	TCE102006-004	TCE102006-005
1200	2000	600	TCE122006-001	TCE122006-002	TCE122006-003	TCE122006-004	TCE122006-005
600	2000	800	TCE062008-001	TCE062008-002	TCE062008-003	TCE062008-004	TCE062008-005
800	2000	800	TCE082008-001	TCE082008-002	TCE082008-003	TCE082008-004	TCE082008-005
1000	2000	800	TCE102008-001	TCE102008-002	TCE102008-003	TCE102008-004	TCE102008-005
1200	2000	800	TCE122008-001	TCE122008-002	TCE122008-003	TCE122008-004	TCE122008-005
600	2200	600	TCE062206-001	TCE062206-002	TCE062206-003	TCE062206-004	TCE062206-005
800	2200	600	TCE082206-001	TCE082206-002	TCE082206-003	TCE082206-004	TCE082206-005
1000	2200	600	TCE102206-001	TCE102206-002	TCE102206-003	TCE102206-004	TCE102206-005
1200	2200	600	TCE122206-001	TCE122206-002	TCE122206-003	TCE122206-004	TCE122206-005
600	2200	800	TCE062208-001	TCE062208-002	TCE062208-003	TCE062208-004	TCE062208-005
800	2200	800	TCE082208-001	TCE082208-002	TCE082208-003	TCE082208-004	TCE082208-005
1000	2200	800	TCE102208-001	TCE102208-002	TCE102208-003	TCE102208-004	TCE102208-005
1200	2200	800	TCE122208-001	TCE122208-002	TCE122208-003	TCE122208-004	TCE122208-005



### TCE Bottom Plinth 100mm Height

Size in MM		Model No. of TCE Plinth
Width (W)	Depth (D)	
600	400	TCEPL0604
800	400	TCEPL0804
1000	400	TCEPL1004
1200	400	TCEPL1204
600	500	TCEPL0605
800	500	TCEPL0805
1000	500	TCEPL1005
1200	500	TCEPL1205
600	600	TCEPL0606
800	600	TCEPL0806
1000	600	TCEPL1006
1200	600	TCEPL1206
600	800	TCEPL0608
800	800	TCEPL0808
1000	800	TCEPL1008
1200	800	TCEPL1208

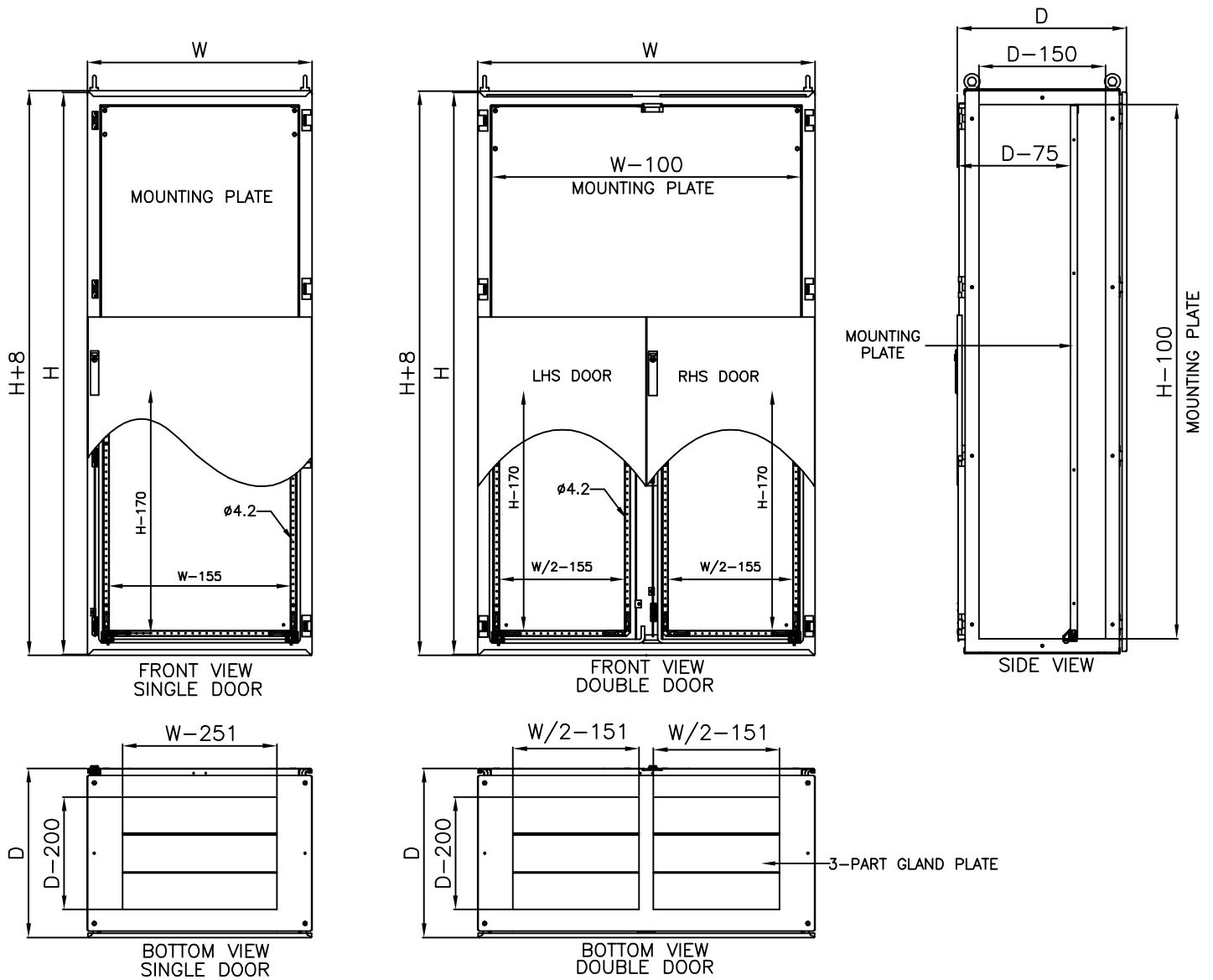


### TCE Side Panel

Size in MM		Model No. of TCE Side Panel
Height (H)	Depth (D)	
1800	400	TCESP0418
1800	500	TCESP0518
1800	600	TCESP0618
1800	800	TCESP0818
2000	400	TCESP0420
2000	500	TCESP0520
2000	600	TCESP0620
2000	800	TCESP0820
2200	600	TCESP0622
2200	800	TCESP0822



## Dimensional Drawing of TCE Series Enclosure



**W:** - Width of Enclosure (600/800/1000/1200)

**H:** - Height of Enclosure (1800/2000/2200)

**D:** - Depth of Enclosure (400/500/600/800)



## TCE Series Enclosure Accessories

### Mounting Plate Filler Profile

- Reference - Enclosure Height  
 Material - 2.0mm CRCA with  
 RAL - 2000 Powder coated  
 Supply - 01Nos Filler Profile +  
 01 Set fixing Accessories

Enclosure Height (MM)	Model No.	QTY.
1800	TCE -FP -1800	01NOS
2000	TCE -FP -2000	01NOS
2200	TCE -FP -2200	01NOS

### Baying System



- Reference: - Description  
 Material: - 3.0mm CRCA with  
 Zinc Plated  
 Supply: - With 01set with Accessories

Description	Model No.	QTY.
Combination Angle	TCE -14281	02 NOS
Baying KIT	TCE -14280	01 Set

### Wiring Plan Pocket

- Reference - Width of Enclosure Door  
 Material - 1.6mm CRCA with  
 RAL-7035 Powder Coated  
 Supply - 01Nos Wiring plan Pocket +  
 01 Set Fixing Accessories

Description	Model No.	QTY.
File Pocket 500W	TCE -TPKT -500	01NOS
File Pocket 600W	TCE -TPKT -600	01NOS
File Pocket 800W	TCE -TPKT -800	01NOS





## Lamp Rail

- Reference** - Width of Enclosure Door  
**Material** - 2.0mm GPSP  
**Supply** - 01Nos Lamp Rail+  
 01 Set Fixing Accessories

Description	Model No.	QTY.
Lamp Rail 600W	TCE - LAMP - RAIL - 600	01NOS
Lamp Rail 800W	TCE - LAMP - RAIL - 800	01NOS
Lamp Rail 1000W	TCE - LAMP - RAIL - 1000	01NOS
Lamp Rail 1200W	TCE - LAMP - RAIL - 1200	01NOS

## Limit Switch

- Reference** - BCH Limit Switch  
**Supply** - 01Nos Limit Switch +  
 01 Set fixing Accessories

Description	Model No.	QTY.
BCH Limit Switch	TCE - LC	01NOS

## Punched Section for Width/ Depth

- Reference** - Width/Depth of Enclosure  
**Material** - 2.0mm GPSP  
**Supply** - 01Nos Punched section +  
 01 Set fixing Accessories

Enclosure Width (MM)	Model No.	QTY.
600	TCE - PSW - 600	01NOS
800	TCE - PSW - 800	01NOS
1000	TCE - PSW - 1000	01NOS
1200	TCE - PSW - 1200	01NOS

Enclosure Depth (MM)	Model No.	QTY.
500	TCE - PSD - 500	01NOS
600	TCE - PSD - 600	01NOS
800	TCE - PSD - 800	01NOS

# THE MANUFACTURING PROCESS



Our state-of-the-art suitably augmented manufacturing infrastructure, produces enclosures that excel to highest quality with cost effectiveness. Our focus is on strong infrastructure, high efficiency and consistent quality.

- High quality CRCA (branded) steel sheets
- 3D software used to design the products
- Superior servo drive punching and machine
- CNC machines are supported by 3D compatible software, which enables CAD to CAM manufacturing for customized products
- CNC bending machines with very high degree of accuracy, reproducibility & repeatability
- The fabrication process designed with TIG, MIG, spot and Pulse welding ensures strong structures
- Fully automatic and eco-friendly powder coating plant
- 10-Tank pre-treatment is done using spray jets and cascade rinsing, which ensures optimized usage of chemicals
- Tri-cationic zinc phosphating for higher salt spray life
- The door panels are processed with foam gasketing - made from Poly Urethane polymer for long life



a strong commitment  
to serve better always...

Power Control Products  
Starters & Submersible Pump Starters  
Industrial Enclosures  
Industrial Products  
Wires & Cables  
Motor Control Products  
Power Bus Duct  
Customised Solution  
Automation



Go Digital



GET IT ON  
Google Play

www.bchindia.com



# BCH ELECTRIC LIMITED

Visit us at : [www.bchindia.com](http://www.bchindia.com)

**Corporate Office :** 1105, New Delhi House, 27, Barakhamba Road, New Delhi-110 001 Tel. : 91-11- 43673100

**CIN :** U31103WB1965PLC026427, **Customercare No.** 1800-103-9262, **E-mail :** [marketing@bchindia.com](mailto:marketing@bchindia.com)

**Registered Office :** Block 1E, 216, Acharya Jagadish Chandra Bose Road, Kolkata - 700 017

**Works 1 :** 20/4, Mathura Road, Faridabad -121 006 (Haryana) Tel. : 0129-4063000/4293000 Fax : 0129-2304016

**Works 2 :** 64-68, Sector-7, IIE, Pant Nagar, Rudrapur, Udham Singh Nagar - 263 153 (Uttarakhand) Tel. : 05944-250214/16 Fax : 05944-250215

## Sales Offices :

### Ahmedabad

103, Aaron,  
Nr. SBI Laghuudyug branch,  
Behind Sakar-1  
Gandhigram Railway station,  
Ellis bridge, Ahmedabad - 380006  
Tel. : 079-26589719  
E-mail : [ahmedabad@bchindia.com](mailto:ahmedabad@bchindia.com)

### Bangalore

2nd Floor, 130/5,  
K.H. Road (Double road),  
Bangalore - 560 027  
Tel. : 080-41144879 / 22236759  
E-mail : [bangalore@bchindia.com](mailto:bangalore@bchindia.com)

### Bhubaneswar

Mallick Commercial  
Complex Plot No.: A/69, unit - 3  
Bhubaneswar - 751 001  
Tel. : 0674-2380988  
E-mail : [bhubaneswar@bchindia.com](mailto:bhubaneswar@bchindia.com)

### Chandigarh (Panchkula)

SCO -129, IInd Floor,  
MDC, Sector-5 Panchkula,  
Haryana-134 109  
Tel. : 0172-5078957 / 5049905  
E-mail : [chandigarh@bchindia.com](mailto:chandigarh@bchindia.com)

### Chennai

Flat No. 3A, 3rd Floor,  
Sree Apartments,  
No.508, TTK Road,  
Alwarpet, Chennai 600 018  
Tel. : 044-24337046, 24337047  
E-mail : [chennai@bchindia.com](mailto:chennai@bchindia.com)

### Coimbatore

87, Dr. Nanjappa Road,  
Coimbatore - 641 018  
Tel. : 0422-2305311 / 2302599  
E-mail : [coimbatore@bchindia.com](mailto:coimbatore@bchindia.com)

### Delhi 1

801, Akash Deep Building,  
26A, Barakhamba Road,  
New Delhi - 110 001  
Tel. : 011-43518200  
E-mail : [delhi@bchindia.com](mailto:delhi@bchindia.com)

### Delhi 2

710, Deepali Building, 92  
Nehru Place, New Delhi - 110 019  
Tel. : 011-45720334  
E-mail : [delhi2@bchindia.com](mailto:delhi2@bchindia.com)

### Dehradun

8, Co-operative Industrial Estate,  
Patel Nagar, Dehradun-248001  
E-mail : [dehradun@bchindia.com](mailto:dehradun@bchindia.com)

### Faridabad

20/4, Mathura Road,  
Faridabad - 121 006 (Haryana)  
Telfax : 0129-4293009  
E-mail : [faridabad@bchindia.com](mailto:faridabad@bchindia.com)

### Hyderabad

1-8-303/48/13/102, Arya One,  
2nd Floor, P. G. Road,  
Secunderabad - 500 003  
Tel. : 040-66206263/27890306  
Fax : 040-66207273  
E-mail : [hyderabad@bchindia.com](mailto:hyderabad@bchindia.com)

### Indore

330-331, Indraprastha Tower,  
3rd Floor, 6, M.G. Road,  
Indore - 452 001  
Tel. : 0731-2510011 / 2510012  
E-mail : [indore@bchindia.com](mailto:indore@bchindia.com)

### Jaipur

25, Hathroi, Gopalbari,  
Jaipur - 302 001  
Tel. : 0141-2363521  
E-mail : [jaipur@bchindia.com](mailto:jaipur@bchindia.com)

### Jamshedpur

3rd Floor, Aastha Trade Centre,  
'Q' Road, Bistupur,  
Jamshedpur - 831 001  
Tel. : 0657-2321097/2321481  
E-mail : [jamshedpur@bchindia.com](mailto:jamshedpur@bchindia.com)

### Kolkata

Block 1E, 216,  
Acharya Jagadish Chandra Bose Road,  
Kolkata - 700 017  
Tel. : 033-22871728 / 46021884  
E-mail : [kolkata@bchindia.com](mailto:kolkata@bchindia.com)

### Lucknow

Madan Plaza, 3rd Floor,  
14, Station Road,  
Lucknow - 226 001  
Tel. : 0522-4025597/4025997  
Fax : 0522-4025697  
E-mail : [lucknow@bchindia.com](mailto:lucknow@bchindia.com)

### Ludhiana

S.C.O. - 18, 2nd Floor,  
Feroze Gandhi Market,  
Ludhiana - 140 001  
Tel. : 0161-5021807/5022808  
E-mail : [ludhiana@bchindia.com](mailto:ludhiana@bchindia.com)

### Mumbai

A-151, Mittal Tower,  
Nariman Point,  
Mumbai - 400 021  
Tel. : 022-22822947/22850162  
Fax : 022-22822868  
E-mail : [mumbai@bchindia.com](mailto:mumbai@bchindia.com)

### Pune

8, Sarosh Bhavan,  
16-B/1, Dr. Ambedkar Road,  
Pune - 411 001  
Tel. : 020-26135224  
E-mail : [pune@bchindia.com](mailto:pune@bchindia.com)

### Raipur

2nd Floor, Building No. B-234,  
Indira Gandhi Vyavasayik Parisar,  
Pandri, Raipur - 492 004  
Tel. : 0771-4020213 / 4045053  
E-mail : [raipur@bchindia.com](mailto:raipur@bchindia.com)

### Trichy

2B, Kannagi Street,  
Ayyappa Nagar, K.K.Nagar  
Trichy - 620 021, Tamilnadu  
Tel. : 0431-4040497  
E-mail : [trichy@bchindia.com](mailto:trichy@bchindia.com)

### Vadodara

301, Third Floor, "Florence Classic",  
10, Ashapuri Co-Op. Hsg. Soc. Ltd., Opp. VUDA Housing,  
Near Cow Circle, Akota, Vadodara - 390 020  
Tel. : 0265-2345068/2345069  
Telefax : 0265-2345068,  
E-mail : [vadodara@bchindia.com](mailto:vadodara@bchindia.com)

## Other Branch Locations

**Cochin :** [cochin@bchindia.com](mailto:cochin@bchindia.com), **Guwahati :** [guwahati@bchindia.com](mailto:guwahati@bchindia.com), **Nagpur :** [nagpur@bchindia.com](mailto:nagpur@bchindia.com), **Vishakapatnam :** [vizag@bchindia.com](mailto:vizag@bchindia.com), **Surat :** [surat@bchindia.com](mailto:surat@bchindia.com)

## Resident Engineer Locations

Agra	Jodhpur	Nashik	Siliguri
Anantapur	Kanpur	Patna	Surat
Bhopal	Katni	Puducherry	Tirunelveli
Calicut	Karimnagar	Rajkot	Udaipur
Gurgaon	Kota	Rourkela	Vapi
Jalandhar	Midnapur	Rudrapur	Vijayawada
Jalgaon	Muzaffarnagar	Salem	

Since product improvement is a continuous process, the data furnished in this brochure may undergo revision without prior notice.