


Large range
Efficient design

Initial cost of Motor

Running cost of Motor

Think long term
use BCH IE2/IE3 motors



BCH IE2/IE3/IE4 MOTORS



BCH
ELECTRIC
LIMITED



Low Voltage AC TEFC Squirrel Cage Induction Motors

Range & Features

- **Wide** range
- Range: 0.16 HP to 425 HP
- **Robust** design - IE2/IE3/IE4^{a)} versions
- Dynamically balanced rotors
- Corrosion-resistant stator frames and end-bracket hardware
- High efficient stator laminations with superior low loss **CRNGO** steel
- **Inverter Ready**^{b)} standard motors with unique **Dual Coat** copper winding wire
- Designed for 50° C ambient temperature for the entire range.
- Fully tropicalised design for Indian conditions.
- V / F / VF Variation $\pm 10\%$ / 5% / 10% .
- Class **F** insulation
- Temperature rise restricted to class B limit
- Stainless steel rating plate
- **Six terminal** Terminal box across the range
- Various mounting possibilities

- Motor feet **Integral** to stator housing
- Superior aesthetics - RAL-5014 paint shade as standard
- ISI marking
- Manufactured in quality assurance system compliant with ISO 9001
- Customised motor design capability
- Compatible A.C. Drive & Soft Starter range
- Complete range of electromagnetic starters & MCC
 - A single source solution
- Nationwide sales & service network.

Special Purpose Motors

- Crane duty & Hoist application motors (S2 to S7 Duty)
- Brake Motors
- Dual Speed Motors
- Cooling Tower Motors (upto 45 kw upto 12 Poles)
- Inverter Duty Motors
- Motor with Higher poles
- Low Vibration Motors
- Ginning Motors

a) IE4 Motors on request

b) Consult nearest Branch office to check suitability to specific application

General Specifications

Specification of Catalogue Versions

Description	
Supply voltage	: 415 Volts $\pm 10\%$, 3 Phase, A. C.
Frequency	: 50 Hz $\pm 5\%$
Combined voltage & frequency variations (absolute sum)	: $\pm 10\%$
Ambient temperature	: 50° C
Altitude	: Up to 1000 meters above MSL
Relative humidity	: Up to 100%
Insulation class	: F
Winding temperature rise	: Designed to operate within class B limit
Duty	: Continuous (S1)
Protection class	: IP 55
Method of cooling	: IC0411 (Standard motors) / IC0416 (Forced cooling)
Motor feet	: Integral to motor housing
Terminal box position	: At Top towards drive end
Shaft Extension	: Single Cylindrical at drive end
Paint shade	: RAL-5014



Low Voltage AC TEFC Squirrel Cage Induction Motors

Motor Housing

- Cast Iron (CI) stator housing:
63-355 frame
- Pressure Die Cast Aluminum stator housing : (On Request)
63-132 frame

BCH IE SERIES : (As Per IS : 12615-2011, IEC-60034-30 2008)

IE2/IE3

Low Voltage 3 Phase TEFC Squirrel Cage Induction Motor

Motors

IE2- Frame Size: 63 to 355 - Rating: 0.12 KW to 315 KW - Pole: 2, 4, 6 & 8

IE3- Frame Size: 63 to 355 - Rating: 0.12 KW to 315 KW - Pole: 2, 4, 6 & 8

Bearing arrangement

Frames up to 180L have sealed bearing which are lubricated for life. Frames 200 & above have re-greasing arrangement as a standard feature

Frame Size	Driving End	Non - Driving End	Regreasing Time (Hrs.)	
			2 pole	4, 6, 8 pole
63	6201ZZ	6201ZZ	-	-
71	6202ZZ	6202ZZ	-	-
80	6204ZZ	6204ZZ	-	-
90S/L	6305ZZ	6205ZZ	-	-
100L	6206ZZ	6206ZZ	-	-
112M	6206ZZ	6206ZZ	-	-
132S/M	6208ZZ	6208ZZ	-	-
160M/L	6309ZZ	6209ZZ	-	-
180M/L	6310ZZ	6210ZZ	-	-
200L	6312	6312	3,500	8,000
225S/M	6313	6313	3,500	8,000
250M	6315	6315	2,500	6,000
280S/M	6317	6317	2,000	5,000
315S/M/L	6319	6319	2,000	4,000

Terminal Box Data

Frame Size	Cable Entry Size	Max. Cable Size DOL starting	Max. Cable Size Star-Delta starting	Terminal Stud Size
63-90	1 x 3/4" BSC	3C x 4.00mm ²	-	M4
100-132	2 x 1" BSC	3C x 10.00mm ²	2 x 3C x 10.00mm ²	M5
160-180	2 x 1" BSC	3C x 35.00mm ²	2 x 3C x 25.00mm ²	M6
200	2 x 2" BSC	3C x 120.00mm ²	2 x 3C x 70.00mm ²	M8
225-250	2 x 2" BSC	3C x 120.00mm ²	2 x 3C x 70.00mm ²	M8
280-315	2 x 2 1/2" BSC	3C x 240.00mm ²	2 x 3C x 150.00mm ²	M12
355	2 x 3" BSC	3C x 400.00mm ²	2 x 3C x 300.00mm ²	M16

Equivalent metric & Pg threadings can also be provided on request



Low Voltage AC TEFC Squirrel Cage Induction Motors

Electrical Performance

IE2 MOTOR

2 Pole

BCH IE2 induction motors suitable for 415 ± 10%, 50 Hz ± 5%, combined ± 10%, 3 phase supply, ambient temperature 50° C, TEFC, Class 'F' insulation, IP-55 protection, continuous rated (S1 duty) with bare shaft & key as per IS:12615-2011 / IEC:60034-1

2 Pole, 3000 RPM, IE2																	
Rated Output		Motor Type	Frame Size	Rated Speed (rpm)	Rated Current (A)	Rated Torque (kg-m)	Efficiency %			Power factor %			Ist / In	Tst / Tn	Tpo / Tn	GD ² (kgm ²)	Wt. (kg)
KW	HP						FL	3/4L	1/2FL	FL	3/4L	1/2FL					
0.18	0.25	EC2-260-0202M	63	2900	0.53	0.06	60.4	60.4	56.0	0.78	0.72	0.59	5.0	2.0	2.3	0.0009	8
0.25	0.33	EC2-263-0202M	63	2900	0.67	0.08	64.8	64.8	59.0	0.80	0.73	0.62	5.0	2.0	2.3	0.0009	9
0.37	0.50	EC2-270-0202M	71	2810	0.89	0.13	69.5	69.5	64.0	0.83	0.78	0.70	5.0	2.0	2.6	0.0010	10
0.55	0.75	EC2-273-0202M	71	2840	1.25	0.19	74.1	74.1	71.0	0.83	0.78	0.70	5.5	2.4	2.7	0.0014	11
0.75	1.0	EC2-280-0202M	80	2845	1.7	0.26	77.4	77.4	75.0	0.79	0.76	0.72	6.5	2.4	2.7	0.0038	14
1.1	1.5	EC2-283-0202M	80	2845	2.4	0.38	79.6	79.6	76.0	0.80	0.77	0.73	6.5	2.4	2.7	0.0049	16
1.5	2.0	EC2-290-0202M	90S	2870	3.2	0.51	81.3	81.3	77.0	0.80	0.77	0.73	6.5	2.4	2.8	0.0072	24
2.2	3.0	EC2-296-0202M	90L	2870	4.5	0.75	83.2	83.2	80.0	0.82	0.78	0.74	7.0	2.4	2.8	0.0093	26
3.7	5.0	EC2-306-0202M	100L	2900	7.2	1.24	85.5	85.5	82.0	0.84	0.81	0.77	7.0	2.4	2.8	0.0130	35
5.5	7.5	EC2-313-0202M	132S	2925	10.0	1.83	87.0	87.0	84.0	0.88	0.85	0.80	7.0	2.2	2.7	0.0583	61
7.5	10.0	EC2-330-0202M	132S	2925	13.3	2.50	88.1	88.1	85.0	0.89	0.86	0.82	7.0	2.2	2.5	0.0583	65
9.3	12.5	EC2-362-0202M	160M	2930	16.5	3.09	88.9	88.9	85.5	0.88	0.85	0.80	7.0	2.3	2.8	0.1301	100
11.0	15.0	EC2-363-0202M	160M	2935	19.5	3.65	89.4	89.4	86.0	0.88	0.85	0.80	7.0	2.3	2.8	0.1301	122
15.0	20.0	EC2-364-0202M	160M	2940	26.4	4.97	90.3	90.3	86.5	0.88	0.85	0.80	7.0	2.3	2.8	0.1705	128
18.5	25.0	EC2-366-0202M	160L	2940	32.0	6.13	90.9	90.9	87.0	0.88	0.85	0.80	7.0	2.3	2.8	0.1974	151
22.0	30.0	EC2-383-0202M	180M	2950	39.0	7.26	91.3	91.3	88.0	0.86	0.85	0.80	7.0	2.3	2.7	0.1972	179
30.0	40.0	EC2-406-0202M	200L	2955	51.0	9.89	92.0	92.0	89.0	0.89	0.86	0.81	7.0	2.3	2.7	0.4468	284
37.0	50.0	EC2-407-0202M	200L	2955	62.8	12.20	92.5	92.5	89.5	0.89	0.86	0.81	7.0	2.3	2.7	0.5257	300
45.0	60.0	EC2-423-0202M	225M	2965	76.0	14.78	92.9	92.9	90.0	0.89	0.86	0.81	7.0	2.4	2.7	0.6722	368
55.0	75.0	EC2-453-0202M	250M	2965	91.0	18.07	93.2	93.2	90.5	0.90	0.87	0.83	7.0	2.3	2.7	1.0690	501
75.0	100.0	EC2-480-0202M	280S	2975	124.0	24.55	93.8	93.8	91.0	0.90	0.87	0.83	7.0	2.3	2.7	2.2591	770
90.0	120.0	EC2-483-0202M	280M	2975	148.0	29.47	94.1	94.1	91.5	0.90	0.87	0.83	7.0	2.3	2.7	2.4850	810
110.0	150.0	EC2-510-0202M	315S	2980	180.0	35.95	94.3	94.3	91.8	0.90	0.87	0.83	7.0	2.2	2.6	3.3595	1030
132.0	180.0	EC2-514-0202M	315M	2980	216.0	43.14	94.6	94.6	92.0	0.90	0.87	0.83	7.0	2.2	2.6	3.9994	1070
160.0	215.0	EC2-516-0202M	315L	2985	260.0	52.21	94.8	94.8	92.5	0.90	0.87	0.83	7.0	2.2	2.6	4.6393	1160
200.0	270.0	EC2-517-0202M	315L	2985	326.0	65.26	95.0	95.0	93.0	0.90	0.87	0.83	7.0	2.2	2.6	4.1594	1200
250.0	335.0	EC2-553-0202M	355M	2985	407.0	81.57	95.0	95.0	93.0	0.90	0.87	0.83	7.0	2.0	2.4	8.9735	1710
315.0	425.0	EC2-557-0202M	355L	2985	512.0	102.78	95.0	95.0	93.0	0.90	0.87	0.83	7.0	2.0	2.4	10.0292	1900

Note : Motors upto 2.0 HP are Star (Y) connected & Motors above 2.0 HP are Delta (Δ) connected suitable for Star-Delta Starting.



Low Voltage AC TEFC Squirrel Cage Induction Motors

Electrical Performance

IE2 MOTOR

4 Pole

BCH IE2 induction motors suitable for 415 \pm 10%, 50 Hz \pm 5%, combined \pm 10%, 3 phase supply, ambient temperature 50^o C, TEFC, Class 'F' insulation, IP-55 protection, continuous rated (S1 duty) with bare shaft & key as per IS:12615-2011 / IEC:60034-1

4 Pole, 1500 RPM, IE2																	
Rated Output		Motor Type	Frame Size	Rated Speed (rpm)	Rated Current (A)	Rated Torque (kg-m)	Efficiency %			Power factor %			I _{st} / I _n	T _{st} / T _n	T _{po} / T _n	GD ² (kgm ²)	Wt. (kg)
KW	HP						FL	3/4L	1/2FL	FL	3/4L	1/2FL					
0.12	0.16	EC2-260-0402M	63	1380	0.52	0.08	59.1	59.1	55.0	0.54	0.48	0.40	4.8	1.8	2.0	0.0010	8
0.18	0.25	EC2-263-0402M	63	1380	0.57	0.13	64.7	64.7	61.0	0.68	0.64	0.54	5.0	1.8	2.0	0.0010	8
0.25	0.33	EC2-270-0402M	71	1390	0.75	0.18	68.5	68.5	64.0	0.68	0.64	0.54	5.5	1.8	2.2	0.0022	10
0.37	0.50	EC2-273-0402M	71	1390	1.0	0.26	72.7	72.7	65.0	0.71	0.67	0.58	6.0	1.9	2.3	0.0024	11
0.55	0.75	EC2-280-0402M	80	1420	1.4	0.38	77.1	77.1	71.0	0.71	0.67	0.58	6.0	1.9	2.3	0.0038	15
0.75	1.0	EC2-283-0402M	80	1415	1.7	0.52	79.6	79.6	75.0	0.77	0.70	0.63	6.0	2.5	3.0	0.0062	18
1.1	1.5	EC2-290-0402M	90S	1430	2.4	0.75	81.4	81.4	80.0	0.78	0.73	0.65	6.0	2.5	3.0	0.0093	23
1.5	2.0	EC2-296-0402M	90L	1430	3.2	1.02	82.8	82.8	81.0	0.79	0.74	0.65	6.0	2.4	2.8	0.0134	29
2.2	3.0	EC2-306-0402M	100L	1440	4.4	1.49	84.3	84.3	82.5	0.83	0.76	0.65	6.5	2.4	2.8	0.0182	33
3.7	5.0	EC2-313-0402M	112M	1445	7.1	2.49	86.3	86.3	85.0	0.84	0.80	0.68	7.0	2.4	2.8	0.0404	45
5.5	7.5	EC2-330-0402M	132S	1450	10.5	3.69	87.7	87.7	86.0	0.83	0.79	0.72	7.0	2.4	2.8	0.0676	59
7.5	10.0	EC2-333-0402M	132M	1450	14.1	5.04	88.7	88.7	87.0	0.83	0.79	0.72	7.0	2.2	2.6	0.1013	76
9.3	12.5	EC2-334-0402M	160M	1455	17.5	6.23	89.3	89.3	87.5	0.83	0.80	0.72	7.0	2.2	2.6	0.1696	124
11.0	15.0	EC2-364-0402M	160M	1455	20.5	7.36	89.8	89.8	88.0	0.83	0.80	0.72	7.0	2.2	2.6	0.1871	132
15.0	20.0	EC2-366-0402M	160L	1455	27.5	10.04	90.6	90.6	89.0	0.84	0.80	0.73	7.0	2.2	2.6	0.2573	156
18.5	25.0	EC2-383-0402M	180M	1460	33.5	12.34	91.2	91.2	90.5	0.84	0.80	0.74	7.0	2.3	2.6	0.3222	182
22.0	30.0	EC2-386-0402M	180L	1460	40.0	14.68	91.6	91.6	90.5	0.84	0.80	0.74	7.0	2.3	2.6	0.3790	210
30.0	40.0	EC2-406-0402M	200L	1465	54.0	19.95	92.3	92.3	91.0	0.84	0.80	0.74	7.0	2.3	2.6	0.7298	347
37.0	50.0	EC2-420-0402M	225SX	1470	65.0	24.52	92.7	92.7	91.5	0.85	0.83	0.77	7.0	2.3	2.6	1.1642	365
45.0	60.0	EC2-423-0402M	225MX	1475	78.0	29.72	93.1	93.1	92.0	0.86	0.83	0.77	7.0	2.3	2.6	1.3970	390
55.0	75.0	EC2-453-0402M	250MX	1480	94.0	36.20	93.5	93.5	93.0	0.87	0.84	0.79	7.0	2.3	2.6	1.9856	529
75.0	100.0	EC2-480-0402M	280SX	1482	128.0	49.29	94.0	94.0	93.5	0.87	0.84	0.79	7.0	2.2	2.5	3.5195	716
90.0	120.0	EC2-483-0402M	280MX	1482	152.0	59.15	94.2	94.2	93.5	0.87	0.84	0.80	7.0	2.2	2.5	4.1594	755
110.0	150.0	EC2-510-0402M	315SX	1485	187.0	72.15	94.5	94.5	93.7	0.87	0.84	0.80	7.0	2.2	2.5	7.7057	1020
132.0	180.0	EC2-514-0402M	315MX	1485	226.0	86.58	94.7	94.7	94.0	0.86	0.84	0.80	7.0	2.2	2.5	8.8912	1060
160.0	215.0	EC2-516-0402M	315LX	1485	272.0	104.94	94.9	94.9	94.2	0.86	0.84	0.80	7.0	2.2	2.5	10.3731	1210
200.0	270.0	EC2-517-0402M	315LX	1485	336.0	131.18	95.1	95.1	94.6	0.87	0.84	0.80	7.0	2.2	2.5	13.0404	1250
250.0	335.0	EC2-553-0402M	355MX	1488	420.0	163.64	95.1	95.1	94.6	0.87	0.84	0.78	7.0	2.0	2.4	15.9163	1720
315.0	425.0	EC2-557-0402M	355LX	1488	527.0	206.19	95.1	95.1	94.6	0.87	0.84	0.78	7.0	2.0	2.4	19.9879	1900

Note : Motors upto 2.0 HP are Star (Y) connected & Motors above 2.0 HP are Delta (Δ) connected suitable for Star-Delta Starting.



Low Voltage AC TEFC Squirrel Cage Induction Motors

Electrical Performance

IE2 MOTOR

6 Pole

BCH IE2 induction motors suitable for $415 \pm 10\%$, $50 \text{ Hz} \pm 5\%$, combined $\pm 10\%$, 3 phase supply, ambient temperature 50°C , TEFC, Class 'F' insulation, IP-55 protection, continuous rated (S1 duty) with bare shaft & key as per IS:12615-2011 / IEC:60034-1

6 Pole, 1000 RPM, IE2																	
Rated Output		Motor Type	Frame Size	Rated Speed (rpm)	Rated Current (A)	Rated Torque (kg-m)	Efficiency %			Power factor %			I _{st} / I _n	T _{st} / T _n	T _{po} / T _n	GD ² (kgm ²)	Wt. (kg)
KW	HP						FL	3/4L	1/2FL	FL	3/4L	1/2FL					
0.18	0.25	EC2-273-0602M	71	915	0.65	0.19	56.6	56.6	53.0	0.68	0.59	0.48	4.5	1.8	2.0	0.0033	11
0.25	0.33	EC2-274-0602M	71	915	0.80	0.27	61.6	61.6	55.0	0.71	0.61	0.50	4.5	1.8	2.0	0.0033	11
0.37	0.50	EC2-280-0602M	80	925	1.0	0.39	67.6	67.6	64.0	0.76	0.65	0.54	4.5	1.9	2.2	0.0049	16
0.55	0.75	EC2-283-0602M	80	930	1.5	0.58	73.1	73.1	67.0	0.70	0.63	0.52	4.5	2.2	2.6	0.0063	17
0.75	1.0	EC2-290-0602M	90S	935	2.0	0.78	75.9	75.9	73.0	0.69	0.63	0.52	5.0	2.1	2.5	0.0122	24
1.1	1.5	EC2-296-0602M	90L	935	2.7	1.15	78.1	78.1	74.0	0.73	0.68	0.54	5.0	2.1	2.5	0.0176	28
1.5	2.0	EC2-306-0602M	100L	945	3.4	1.55	79.8	79.8	77.0	0.77	0.70	0.56	5.5	2.1	2.5	0.0269	32
2.2	3.0	EC2-313-0602M	112M	950	4.8	2.26	81.8	81.8	78.5	0.78	0.71	0.58	6.0	2.1	2.5	0.0467	41
3.7	5.0	EC2-330-0602M	132S	950	7.6	3.79	84.3	84.3	80.0	0.80	0.74	0.62	6.0	2.2	2.6	0.0991	61
5.5	7.5	EC2-333-0602M	132M	955	11.0	5.61	86.0	86.0	83.0	0.81	0.76	0.62	6.5	2.2	2.6	0.1321	77
7.5	10.0	EC2-363-0602M	160M	970	14.6	7.53	87.2	87.2	84.0	0.82	0.77	0.65	7.0	2.2	2.6	0.2625	125
9.3	12.5	EC2-366-0602M	160L	970	18.0	9.34	88.1	88.1	85.0	0.82	0.77	0.65	7.0	2.1	2.5	0.3440	149
11.0	15.0	EC2-367-0602M	160L	970	21.0	11.05	88.7	88.7	86.0	0.82	0.77	0.65	7.0	2.1	2.5	0.4164	160
15.0	20.0	EC2-386-0602M	180L	970	29.0	15.06	89.7	89.7	86.5	0.80	0.75	0.65	7.0	2.1	2.5	0.5949	197
18.5	25.0	EC2-406-0602M	200L	975	35.6	18.48	90.4	90.4	87.0	0.80	0.75	0.65	7.0	2.1	2.5	0.8605	304
22.0	30.0	EC2-407-0602M	200L	975	42.0	21.98	90.9	90.9	87.5	0.80	0.75	0.65	7.0	2.1	2.5	1.1642	308
30.0	40.0	EC2-423-0602M	225MX	975	56.0	29.97	91.7	91.7	88.0	0.81	0.77	0.66	7.0	2.1	2.4	1.4702	370
37.0	50.0	EC2-453-0602M	250MX	980	68.0	36.77	92.2	92.2	89.0	0.82	0.79	0.70	7.0	2.1	2.4	2.0474	520
45.0	60.0	EC2-480-0602M	280SX	983	80.0	44.59	92.7	92.7	89.4	0.84	0.81	0.73	7.0	2.2	2.4	3.8890	694
55.0	75.0	EC2-483-0602M	280MX	983	98.0	54.50	93.1	93.1	89.7	0.84	0.81	0.73	7.0	2.2	2.4	4.8613	750
75.0	100.0	EC2-510-0602M	315SX	986	133.0	74.09	93.7	93.7	90.0	0.84	0.81	0.73	7.0	2.1	2.4	7.2611	1010
90.0	120.0	EC2-513-0602M	315MX	986	159.0	88.90	94.0	94.0	92.0	0.84	0.81	0.74	7.0	2.1	2.4	8.5948	1050
110.0	150.0	EC2-514-0602M	315MX	986	192.0	108.66	94.3	94.3	92.0	0.85	0.82	0.75	7.0	2.1	2.4	10.3731	1100
132.0	180.0	EC2-517-0602M	315LX	987	227.0	130.26	94.6	94.6	93.0	0.86	0.83	0.76	7.0	2.1	2.4	10.3731	1200
160.0	215.0	EC2-550-0602M	355SX	988	280.0	157.73	94.8	94.8	94.0	0.84	0.82	0.75	7.0	2.1	2.4	19.1900	1680
200.0	270.0	EC2-553-0602M	355MX	988	345.0	197.17	95.0	95.0	94.5	0.85	0.82	0.75	7.0	2.1	2.4	21.0176	1830
250.0	335.0	EC2-557-0602M	355LX	988	433.0	246.46	95.0	95.0	94.5	0.85	0.82	0.75	7.0	2.1	2.4	23.7590	2000

Note : Motors upto 2.0 HP are Star (Y) connected & Motors above 2.0 HP are Delta (Δ) connected suitable for Star-Delta Starting.



Low Voltage AC TEFC Squirrel Cage Induction Motors

Electrical Performance

IE2 MOTOR

8 Pole

BCH IE2 induction motors suitable for $415 \pm 10\%$, $50 \text{ Hz} \pm 5\%$, combined $\pm 10\%$, 3 phase supply, ambient temperature 50°C , TEFC, Class 'F' insulation, IP-55 protection, continuous rated (S1 duty) with bare shaft & key as per IS:12615-2011 / IEC:60034-1

8 Pole, 1000 RPM, IE2																	
Rated Output		Motor Type	Frame Size	Rated Speed (rpm)	Rated Current (A)	Rated Torque (kg-m)	Efficiency %			Power factor %			I _{st} / I _n	T _{st} / T _n	T _{po} / T _n	GD ² (kgm ²)	Wt. (kg)
KW	HP						FL	3/4L	1/2FL	FL	3/4L	1/2FL					
0.12	0.16	EC2-273-0802M	71	680	0.75	0.17	39.8	39.8	35.0	0.56	0.50	0.42	3.5	1.6	2.0	0.0033	11
0.18	0.25	EC2-280-0802M	80	685	0.85	0.26	45.9	45.9	40.0	0.64	0.50	0.42	4.0	1.7	2.0	0.0049	16
0.25	0.33	EC2-283-0802M	80	690	1.0	0.35	50.6	50.6	45.0	0.69	0.52	0.42	4.0	1.8	2.1	0.0063	18
0.37	0.50	EC2-290-0802M	90S	695	1.4	0.52	56.1	56.1	49.0	0.66	0.53	0.42	4.0	1.7	2.0	0.0095	24
0.55	0.75	EC2-296-0802M	90L	700	2.0	0.77	61.7	61.7	56.0	0.62	0.54	0.42	4.5	1.8	2.0	0.0122	28
0.75	1.0	EC2-306-0802M	100L	705	2.2	1.04	66.2	66.2	62.0	0.72	0.60	0.48	5.0	1.9	2.1	0.0228	34
1.1	1.5	EC2-307-0802M	100L	700	3.0	1.53	70.8	70.8	65.0	0.72	0.62	0.48	5.0	1.9	2.1	0.0296	36
1.5	2.0	EC2-313-0802M	112M	710	3.9	2.06	77.0	74.1	73.0	0.69	0.63	0.51	5.5	1.8	2.3	0.0467	45
2.2	3.0	EC2-330-0802M	132S	715	5.3	3.00	77.6	77.6	75.0	0.74	0.66	0.53	5.0	2.2	2.4	0.0826	59
3.7	5.0	EC2-363-0802M	160M	722	8.2	4.99	81.4	81.4	79.5	0.77	0.71	0.59	6.0	2.2	2.4	0.2625	106
5.5	7.5	EC2-364-0802M	160M	720	11.8	7.44	83.8	83.8	82.0	0.77	0.72	0.60	6.0	2.0	2.2	0.2625	115
7.5	10.0	EC2-366-0802M	160L	723	15.8	10.10	85.3	85.3	83.0	0.77	0.72	0.60	6.0	2.0	2.2	0.3440	148
9.3	12.5	EC2-383-0802M	180M	725	19.5	12.49	86.3	86.3	83.5	0.77	0.72	0.60	6.0	2.1	2.3	0.5057	181
11.0	15.0	EC2-386-0802M	180L	727	23.0	14.74	86.9	86.9	84.0	0.77	0.68	0.55	6.0	2.2	2.4	0.5949	195
15.0	20.0	EC2-406-0802M	200L	730	31.0	20.01	88.0	88.0	85.0	0.76	0.68	0.56	6.0	2.0	2.2	1.1136	306
18.5	25.0	EC2-420-0802M	225SX	732	37.5	24.62	88.6	88.6	86.0	0.77	0.70	0.61	6.0	2.0	2.2	1.5437	366
22.0	30.0	EC2-423-0802M	225MX	733	44.8	29.23	89.1	89.1	87.0	0.77	0.70	0.58	6.0	2.2	2.4	1.8378	380
30.0	40.0	EC2-453-0802M	250MX	733	60.7	39.86	89.8	89.8	88.0	0.77	0.71	0.61	6.0	2.1	2.3	2.5127	523
37.0	50.0	EC2-480-0802M	280SX	735	72.0	49.03	90.3	90.3	89.0	0.79	0.74	0.64	6.0	2.2	2.5	3.8890	698
45.0	60.0	EC2-483-0802M	280MX	735	87.0	59.63	90.7	90.7	89.3	0.79	0.75	0.67	6.0	2.2	2.4	4.8613	735
55.0	75.0	EC2-510-0802M	315SX	737	108.4	72.69	91.0	91.0	90.0	0.78	0.72	0.60	6.0	2.1	2.3	7.2611	1010
75.0	100.0	EC2-513-0802M	315MX	737	146.0	99.12	91.6	91.6	90.5	0.78	0.73	0.64	6.0	2.1	2.3	8.5948	1050
90.0	120.0	EC2-516-0802M	315LX	737	175.0	118.94	91.9	91.9	90.7	0.78	0.74	0.65	6.0	2.0	2.2	10.3731	1180
110.0	150.0	EC2-517-0802M	315LX	737	213.0	145.37	92.3	92.3	91.0	0.78	0.74	0.64	6.0	2.0	2.3	11.8549	1200
132.0	180.0	EC2-550-0802M	355SX	739	255.8	173.98	92.6	92.6	91.5	0.78	0.72	0.60	6.0	2.0	2.2	19.1900	1680
160.0	215.0	EC2-553-0802M	355MX	739	315.0	210.88	93.0	93.0	91.7	0.76	0.68	0.56	6.0	2.0	2.4	23.7590	1830
200.0	270.0	EC2-556-0802M	355LX	739	390.0	263.60	93.5	93.5	92.5	0.76	0.70	0.60	6.0	2.0	2.4	28.3281	1920
225.0	300.0	EC2-557-0802M	355LX	739	431.0	296.55	93.5	93.5	93.0	0.78	0.71	0.63	6.0	2.0	2.2	28.3281	1930

Note : Motors upto 2.0 HP are Star (Y) connected & Motors above 2.0 HP are Delta (Δ) connected suitable for Star-Delta Starting.



Low Voltage AC TEFC Squirrel Cage Induction Motors

Electrical Performance

IE3 Motor

2 Pole

BCH IE3 induction motors suitable for $415 \pm 10\%$, $50 \text{ Hz} \pm 5\%$, combined $\pm 10\%$, 3 phase supply, ambient temperature 50°C , TEFC, Class 'F' insulation, IP-55 protection, continuous rated (S1 duty) with bare shaft & key as per IS:12615-2011 / IEC:60034-1

2 Pole, 3000 RPM, IE3																	
Rated Output		Motor Type	Frame Size	Rated Speed (rpm)	Rated Curr. (A)	Rated Torque (kgm)	Efficiency %			Power factor %			I_{st}/I_n	T_{st}/T_n	T_{po}/T_n	GD ² (kgm ²)	Wt. (kg)
KW	HP						FL	3/4L	1/2FL	FL	3/4L	1/2FL					
0.18	0.25	EC3-260-0202M	63	2800	0.53	0.06	65.9	65.9	60.5	0.72	0.64	0.52	6.5	2.0	2.3	0.0010	8
0.25	0.33	EC3-263-0202M	63	2800	0.66	0.09	69.7	69.7	67.0	0.76	0.66	0.54	6.5	2.0	2.3	0.0010	9
0.37	0.50	EC3-270-0202M	71	2810	0.90	0.13	73.8	73.8	70.5	0.77	0.69	0.57	6.5	2.1	2.5	0.0010	12
0.55	0.75	EC3-273-0202M	71	2840	1.25	0.19	77.8	77.8	74.5	0.79	0.74	0.60	7.0	2.2	2.6	0.0014	13
0.75	1.0	EC3-280-0202M	80	2850	1.6	0.26	80.7	80.7	78.0	0.81	0.76	0.63	7.0	2.5	2.5	0.0049	16
1.1	1.5	EC3-283-0202M	80	2850	2.2	0.38	82.7	82.7	80.0	0.84	0.80	0.72	7.0	2.6	2.5	0.0062	18
1.5	2.0	EC3-290-0202M	90S	2870	3.0	0.51	84.2	84.2	82.5	0.83	0.81	0.75	7.0	2.5	3.0	0.0052	27
2.2	3.0	EC3-296-0202M	90L	2870	4.3	0.75	85.9	85.9	84.5	0.83	0.81	0.75	7.7	2.5	3.0	0.0066	29
3.7	5.0	EC3-306-0202M	100L	2890	6.8	1.25	87.8	87.8	85.0	0.86	0.83	0.77	7.7	2.5	3.0	0.0168	39
5.5	7.5	EC3-313-0202M	132S	2945	9.8	1.82	89.2	89.2	87.0	0.88	0.86	0.82	7.7	2.5	3.0	0.0583	63
7.5	10.0	EC3-330-0202M	132S	2945	13.0	2.48	90.1	90.1	89.5	0.89	0.87	0.84	7.7	2.5	3.0	0.0716	71
9.3	12.5	EC3-362-0202M	160M	2940	16.0	3.08	90.7	90.7	89.0	0.89	0.86	0.81	7.0	2.3	2.8	0.1700	112
11.0	15.0	EC3-363-0202M	160M	2940	19.0	3.64	91.2	91.2	90.0	0.88	0.86	0.79	7.0	2.3	2.8	0.1700	137
15.0	20.0	EC3-364-0202M	160M	2935	25.3	4.98	91.9	91.9	90.9	0.90	0.88	0.82	7.0	2.5	2.9	0.2040	142
18.5	25.0	EC3-366-0202M	160L	2930	31.0	6.15	92.4	92.4	91.4	0.90	0.88	0.81	7.0	2.3	2.8	0.2312	164
22.0	30.0	EC3-383-0202M	180M	2935	37.0	7.30	92.7	92.7	91.5	0.89	0.87	0.81	7.0	2.2	2.7	0.2585	185
30.0	40.0	EC3-406-0202M	200L	2955	49.0	9.89	93.3	93.3	92.2	0.91	0.89	0.85	7.0	2.0	2.5	0.5257	300
37.0	50.0	EC3-407-0202M	200L	2955	60.5	12.20	93.7	93.7	92.5	0.91	0.90	0.85	7.0	2.0	2.5	0.5257	320
45.0	60.0	EC3-423-0202M	225M	2960	73.0	14.81	94.0	94.0	93.0	0.91	0.90	0.86	7.0	2.3	2.5	0.8450	386
55.0	75.0	EC3-453-0202M	250M	2960	89.0	18.10	94.3	94.3	93.0	0.91	0.90	0.86	7.0	2.0	2.5	1.0690	510
75.0	100.0	EC3-480-0202M	280S	2970	121.5	24.60	94.7	94.7	93.5	0.91	0.90	0.86	7.0	2.0	2.8	2.9368	800
90.0	120.0	EC3-483-0202M	280M	2970	145.0	29.52	95.0	95.0	94.0	0.91	0.89	0.84	7.0	2.0	2.8	2.9368	845
110.0	150.0	EC3-510-0202M	315S	2980	177.0	35.95	95.2	95.2	94.0	0.91	0.90	0.86	7.0	1.9	2.6	4.6393	1090
132.0	180.0	EC3-514-0202M	315M	2980	212.0	43.14	95.4	95.4	94.2	0.91	0.90	0.87	7.5	1.9	2.6	4.6393	1140
160.0	215.0	EC3-516-0202M	315L	2980	257.0	52.30	95.6	95.6	94.0	0.91	0.90	0.88	7.5	1.9	2.6	5.4392	1220
200.0	270.0	EC3-517-0202M	315L	2980	320.0	65.37	95.8	95.8	94.5	0.91	0.90	0.87	7.5	2.0	2.6	5.5991	1260
250.0	335.0	EC3-553-0202M	355M	2980	403.0	81.71	95.8	95.8	94.0	0.90	0.88	0.84	7.5	1.9	2.6	8.9735	1740
315.0	425.0	EC3-557-0202M	355L	2980	506.0	102.96	95.8	95.8	94.0	0.90	0.88	0.84	7.5	2.0	2.6	10.0292	1900

Note : Motors upto 2.0 HP are Star (Y) connected & Motors above 2.0 HP are Delta (Δ) connected suitable for Star-Delta Starting.



Low Voltage AC TEFC Squirrel Cage Induction Motors

Electrical Performance

IE3 Motor

4 Pole

BCH IE3 induction motors suitable for $415 \pm 10\%$, $50 \text{ Hz} \pm 5\%$, combined $\pm 10\%$, 3 phase supply, ambient temperature 50°C , TEFC, Class 'F' insulation, IP-55 protection, continuous rated (S1 duty) with bare shaft & key as per IS:12615-2011 / IEC:60034-1

4 Pole, 1500 RPM, IE3																	
Rated Output		Motor Type	Frame Size	Rated Speed (rpm)	Rated Current (A)	Rated Torque (kg-m)	Efficiency %			Power factor %			I _{st} /I _n	T _{st} /T _n	T _{po} /T _n	GD ² (kgm ²)	Wt. (kg)
KW	HP						FL	3/4L	1/2FL	FL	3/4L	1/2FL					
0.12	0.16	EC3-260-0402M	63	1400	0.51	0.08	64.8	64.8	58.0	0.51	0.46	0.38	5.0	2.0	2.4	0.0010	8
0.18	0.25	EC3-263-0402M	63	1400	0.57	0.13	69.9	69.9	64.0	0.63	0.57	0.48	5.0	2.0	2.4	0.0010	9
0.25	0.33	EC3-270-0402M	71	1415	0.75	0.17	73.5	73.5	68.0	0.63	0.58	0.48	5.0	2.1	2.5	0.0022	11
0.37	0.50	EC3-273-0402M	71	1420	1.0	0.25	77.3	77.3	72.0	0.67	0.63	0.50	5.0	2.2	2.6	0.0028	12
0.55	0.75	EC3-280-0402M	80	1430	1.3	0.37	80.8	80.8	74.0	0.73	0.66	0.53	6.0	2.2	2.6	0.0049	16
0.75	1.0	EC3-283-0402M	80	1430	1.6	0.51	82.5	82.5	78.0	0.79	0.75	0.64	6.5	2.6	3.0	0.0062	18
1.1	1.5	EC3-290-0402M	90S	1430	2.3	0.75	84.1	84.1	81.5	0.79	0.75	0.64	6.5	2.5	3.0	0.0093	24
1.5	2.0	EC3-296-0402M	90L	1435	3.1	1.02	85.3	85.3	83.0	0.79	0.75	0.64	6.5	2.5	3.0	0.0134	29
2.2	3.0	EC3-306-0402M	100L	1440	4.3	1.49	86.7	86.7	84.0	0.82	0.78	0.67	7.0	2.5	3.0	0.0237	38
3.7	5.0	EC3-313-0402M	112M	1450	7.5	2.49	88.4	88.4	85.5	0.78	0.69	0.60	7.0	2.5	3.0	0.0497	53
5.5	7.5	EC3-330-0402M	132S	1455	10.5	3.68	89.6	89.6	87.0	0.81	0.76	0.65	7.0	2.5	3.0	0.0811	60
7.5	10.0	EC3-333-0402M	132M	1455	14.2	5.02	90.4	90.4	88.0	0.81	0.76	0.66	7.0	2.5	3.0	0.1081	77
9.3	12.5	EC3-363-0402M	160M	1465	16.5	6.18	91.0	91.0	90.0	0.86	0.82	0.73	7.0	2.5	2.8	0.2369	150
11.0	15.0	EC3-364-0402M	160M	1460	19.8	7.34	91.4	91.4	90.2	0.85	0.80	0.72	7.0	2.3	2.6	0.2369	162
15.0	20.0	EC3-366-0402M	160L	1470	26.2	9.94	92.1	92.1	91.4	0.86	0.83	0.74	7.0	2.4	2.7	0.3032	186
18.5	25.0	EC3-383-0402M	180M	1470	32.8	12.26	92.6	92.6	91.6	0.85	0.81	0.73	7.0	2.4	2.7	0.3790	195
22.0	30.0	EC3-386-0402M	180L	1470	38.8	14.58	93.0	93.0	92.0	0.85	0.81	0.73	7.0	2.3	2.6	0.4359	224
30.0	40.0	EC3-406-0402M	200L	1475	52.5	19.81	93.6	93.6	92.5	0.85	0.81	0.73	7.5	2.3	2.6	0.9987	367
37.0	50.0	EC3-420-0402M	225SX	1475	63.5	24.43	93.9	93.9	93.0	0.86	0.83	0.76	7.5	2.3	2.6	1.3970	387
45.0	60.0	EC3-423-0402M	225MX	1475	77.8	29.72	94.2	94.2	93.2	0.85	0.82	0.74	7.5	2.5	2.8	1.6299	413
55.0	75.0	EC3-453-0402M	250MX	1482	92.0	36.15	94.6	94.6	94.0	0.88	0.86	0.80	7.5	2.5	2.8	2.3466	557
75.0	100.0	EC3-480-0402M	280SX	1482	125.0	49.29	95.0	95.0	94.2	0.88	0.85	0.77	7.5	2.2	2.5	4.1594	746
90.0	120.0	EC3-483-0402M	280MX	1482	150.0	59.15	95.2	95.2	94.0	0.88	0.85	0.77	7.5	2.2	2.5	5.1192	790
110.0	150.0	EC3-510-0402M	315SX	1485	183.0	72.15	95.4	95.4	94.4	0.88	0.85	0.77	7.7	2.0	2.4	10.3731	1110
132.0	180.0	EC3-514-0402M	315MX	1485	216.0	86.58	95.6	95.6	94.5	0.89	0.87	0.82	7.7	2.2	2.5	11.8549	1110
160.0	215.0	EC3-516-0402M	315LX	1485	260.0	104.94	95.8	95.8	94.5	0.89	0.87	0.81	7.7	2.2	2.5	13.0404	1270
200.0	270.0	EC3-517-0402M	315LX	1485	326.0	131.18	96.0	96.0	95.0	0.89	0.87	0.81	7.7	2.2	2.5	15.4114	1310
250.0	335.0	EC3-553-0402M	355MX	1485	412.0	163.97	96.0	96.0	95.0	0.88	0.85	0.77	7.7	2.0	2.5	15.9163	1735
315.0	425.0	EC3-557-0402M	355LX	1486	519.0	206.47	96.0	96.0	95.0	0.88	0.85	0.77	7.7	2.0	2.5	19.9879	1950

Note : Motors upto 2.0 HP are Star (Y) connected & Motors above 2.0 HP are Delta (Δ) connected suitable for Star-Delta Starting.



Low Voltage AC TEFC Squirrel Cage Induction Motors

Electrical Performance

IE3 Motor

6 Pole

BCH IE3 induction motors suitable for 415 ± 10%, 50 Hz ± 5%, combined ± 10%, 3 phase supply, ambient temperature 50°C, TEFC, Class 'F' insulation, IP-55 protection, continuous rated (S1 duty) with bare shaft & key as per IS: 12615-2011 / IEC:60034-1

6 Pole, 1000 RPM, IE3																	
Rated Output		Motor Type	Frame Size	Rated Speed (rpm)	Rated Current (A)	Rated Torque (kg-m)	Efficiency %			Power factor %			I _{st} /I _n	T _{st} /T _n	T _{po} /T _n	GD ² (kgm ²)	Wt. (kg)
KW	HP						FL	3/4L	1/2FL	FL	3/4L	1/2FL					
0.18	0.25	EC3-273-0602M	71	915	0.64	0.19	63.9	63.9	59.0	0.61	0.51	0.42	5.0	1.8	2.3	0.0033	12
0.25	0.33	EC3-274-0602M	71	915	0.80	0.27	68.6	68.6	64.0	0.63	0.57	0.46	5.0	1.8	2.3	0.0041	14
0.37	0.50	EC3-280-0602M	80	925	1.05	0.39	73.5	73.5	69.0	0.67	0.63	0.50	5.0	1.8	2.3	0.0049	18
0.55	0.75	EC3-283-0602M	80	925	1.45	0.58	77.2	77.2	72.0	0.68	0.62	0.50	5.0	2.0	2.4	0.0080	21
0.75	1.0	EC3-290-0602M	90S	930	1.9	0.79	78.9	78.9	74.0	0.70	0.62	0.50	5.0	2.2	2.6	0.0135	26
1.1	1.5	EC3-296-0602M	90L	940	2.7	1.14	81.0	81.0	76.0	0.70	0.62	0.50	5.5	2.2	2.6	0.0190	30
1.5	2.0	EC3-306-0602M	100L	945	3.3	1.55	82.5	82.5	80.0	0.77	0.71	0.60	5.5	2.2	2.6	0.0336	35
2.2	3.0	EC3-313-0602M	112M	955	4.7	2.24	84.3	84.3	82.0	0.77	0.71	0.60	6.0	2.2	2.6	0.0630	45
3.7	5.0	EC3-330-0602M	132S	960	7.5	3.75	86.5	86.5	84.0	0.79	0.72	0.63	6.5	2.4	2.8	0.1321	71
5.5	7.5	EC3-333-0602M	132M	960	11.0	5.58	88.0	88.0	86.0	0.79	0.72	0.63	7.5	2.6	3.0	0.1487	79
7.5	10.0	EC3-363-0602M	160M	970	14.0	7.53	89.1	89.1	88.0	0.84	0.79	0.69	7.0	2.2	2.5	0.3718	140
9.3	12.5	EC3-366-0602M	160L	965	17.0	9.39	89.8	89.8	88.5	0.85	0.80	0.70	7.0	2.2	2.5	0.4759	153
11.0	15.0	EC3-367-0602M	160L	965	20.0	11.10	90.3	90.3	88.5	0.85	0.80	0.70	7.0	2.2	2.5	0.5503	169
15.0	20.0	EC3-386-0602M	180L	970	27.5	15.06	91.2	91.2	90.0	0.83	0.80	0.71	7.5	2.3	2.6	0.7437	212
18.5	25.0	EC3-406-0602M	200L	978	34.0	18.42	91.7	91.7	90.3	0.83	0.78	0.70	7.0	2.2	2.5	1.1642	306
22.0	30.0	EC3-407-0602M	200L	978	40.0	21.91	92.2	92.2	90.7	0.83	0.78	0.69	7.0	2.2	2.5	1.3667	320
30.0	40.0	EC3-423-0602M	225MX	980	55.0	29.82	92.9	92.9	91.5	0.82	0.77	0.67	7.0	2.2	2.5	1.8378	388
37.0	50.0	EC3-453-0602M	250MX	982	66.0	36.70	93.3	93.3	92.0	0.84	0.81	0.72	7.0	2.2	2.5	2.6988	542
45.0	60.0	EC3-480-0602M	280SX	984	79.0	44.54	93.7	93.7	92.5	0.85	0.82	0.75	7.0	2.3	2.5	4.8613	740
55.0	75.0	EC3-483-0602M	280MX	984	95.0	54.44	94.1	94.1	93.2	0.86	0.84	0.77	7.0	2.3	2.5	5.8335	780
75.0	100.0	EC3-510-0602M	315SX	986	131.0	74.09	94.6	94.6	93.5	0.84	0.81	0.73	7.0	2.3	2.4	8.5948	1045
90.0	120.0	EC3-513-0602M	315MX	986	156.0	88.90	94.9	94.9	94.0	0.85	0.81	0.73	7.0	2.3	2.4	10.3731	1090
110.0	150.0	EC3-514-0602M	315MX	987	194.0	108.55	95.1	95.1	94.0	0.83	0.79	0.69	7.5	2.5	2.5	11.8549	1130
132.0	180.0	EC3-517-0602M	315LX	988	228.0	130.13	95.4	95.4	94.5	0.84	0.81	0.72	7.5	2.5	2.5	14.2259	1240
160.0	215.0	EC3-550-0602M	355SX	990	276.0	157.41	95.6	95.6	95.0	0.84	0.81	0.72	7.5	2.0	2.4	23.7590	1800
200.0	270.0	EC3-553-0602M	355MX	990	347.0	196.77	95.8	95.8	95.0	0.84	0.80	0.71	7.5	2.2	2.4	23.7590	1810
250.0	335.0	EC3-557-0602M	355LX	989	430.0	246.21	95.8	95.8	95.0	0.84	0.81	0.73	7.5	2.0	2.4	26.5005	2000

Note : Motors upto 2.0 HP are Star (Y) connected & Motors above 2.0 HP are Delta (Δ) connected suitable for Star-Delta Starting.



Low Voltage AC TEFC Squirrel Cage Induction Motors

Electrical Performance

IE3 Motor

8 Pole

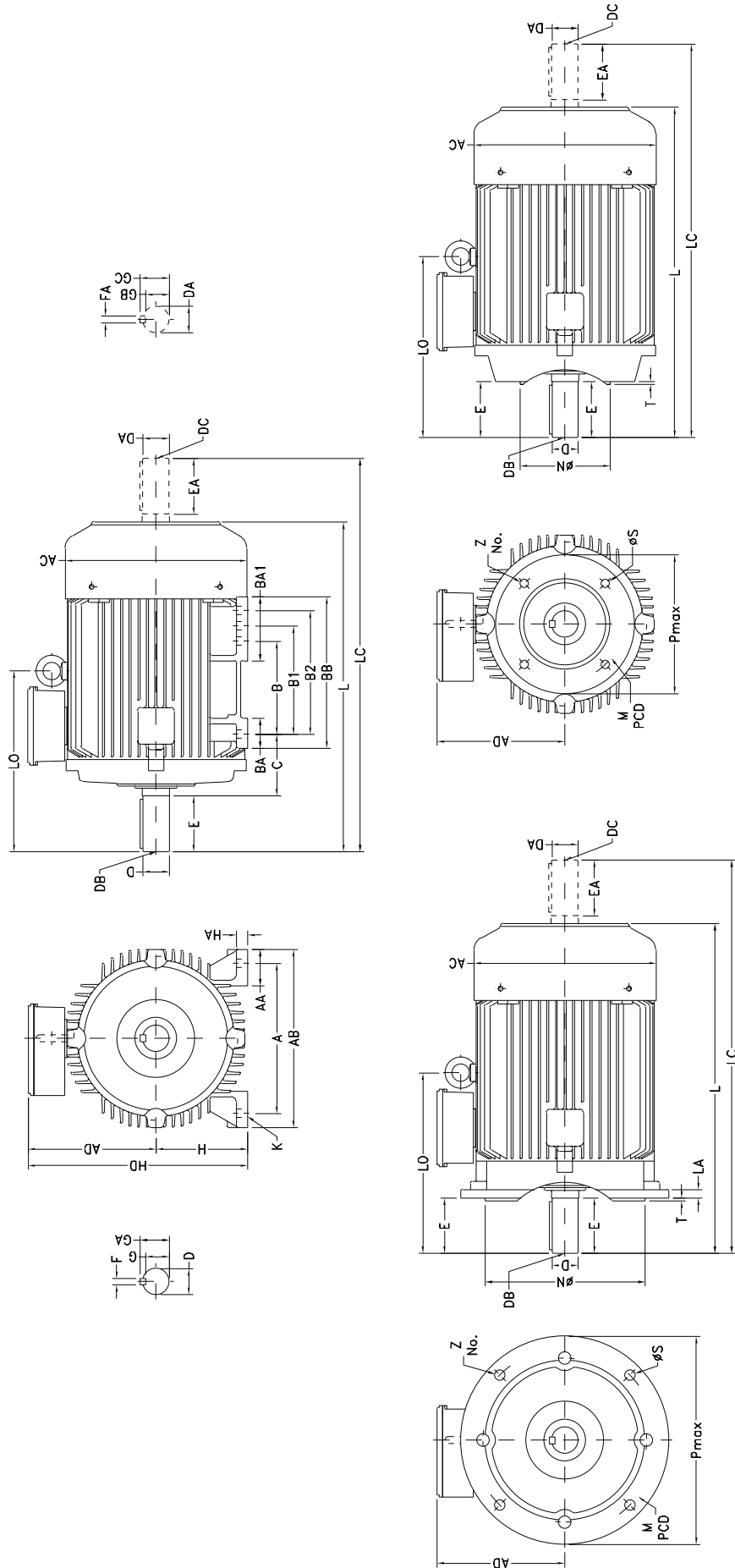
BCH IE3 induction motors suitable for $415 \pm 10\%$, $50 \text{ Hz} \pm 5\%$, combined $\pm 10\%$, 3 phase supply, ambient temperature 50°C , TEFC, Class 'F' insulation, IP-55 protection, continuous rated (S1 duty) with bare shaft & key as per IS:12615-2011 / IEC:60034-1

8 Pole, 1000 RPM, IE3																	
Rated Output		Motor Type	Frame Size	Rated Speed (rpm)	Rated Current (A)	Rated Torque (kg-m)	Efficiency %			Power factor %			I _{st} /I _n	T _{st} /T _n	T _{po} /T _n	GD ² (kgm ²)	Wt. (kg)
KW	HP						FL	3/4L	1/2FL	FL	3/4L	1/2FL					
0.12	0.16	EC3-270-0802M	71	685	0.66	0.17	50.7	48.0	42.0	0.50	0.45	0.38	3.5	1.6	2.0	0.0033	11
0.18	0.25	EC3-280-0802M	80	690	0.75	0.25	58.7	56.0	49.0	0.57	0.50	0.40	4.0	1.8	2.1	0.0049	17
0.25	0.33	EC3-283-0802M	80	695	0.92	0.35	64.1	63.0	57.0	0.59	0.51	0.42	4.5	1.8	2.1	0.0080	20
0.37	0.50	EC3-290-0802M	90S	700	1.3	0.51	69.3	69.3	60.0	0.57	0.48	0.40	4.5	2.0	2.2	0.0122	27
0.55	0.75	EC3-296-0802M	90L	700	1.7	0.77	73.0	73.0	66.0	0.62	0.54	0.42	4.5	1.8	2.0	0.0176	30
0.75	1.0	EC3-306-0802M	100L	700	2.1	1.04	75.0	75.0	71.0	0.66	0.58	0.48	5.0	2.0	2.2	0.0228	35
1.1	1.5	EC3-307-0802M	100L	700	2.9	1.53	77.7	77.7	73.0	0.68	0.61	0.51	5.0	2.0	2.2	0.0336	38
1.5	2.0	EC3-313-0802M	112M	710	3.7	2.06	79.7	79.7	75.0	0.71	0.65	0.55	5.5	2.0	2.2	0.0584	48
2.2	3.0	EC3-330-0802M	132S	715	5.1	3.00	81.9	81.9	77.0	0.73	0.67	0.56	6.0	2.2	2.4	0.0991	62
3.7	5.0	EC3-363-0802M	160M	723	7.9	4.98	84.5	84.5	82.0	0.77	0.73	0.61	7.0	2.3	2.5	0.2625	110
5.5	7.5	EC3-364-0802M	160M	724	11.5	7.40	86.2	86.2	82.5	0.77	0.73	0.60	7.0	2.2	2.4	0.2625	118
7.5	10.0	EC3-366-0802M	160L	725	15.4	10.08	87.3	87.3	83.5	0.78	0.73	0.60	7.0	2.2	2.4	0.3440	152
9.3	12.5	EC3-383-0802M	180M	725	19.4	12.49	88.1	88.1	84.0	0.76	0.70	0.58	7.0	2.2	2.4	0.5057	184
11.0	15.0	EC3-386-0802M	180L	727	23.0	14.74	88.6	88.6	85.0	0.75	0.67	0.54	7.0	2.3	2.5	0.5949	198
15.0	20.0	EC3-406-0802M	200L	730	31.0	20.01	89.6	89.6	86.0	0.75	0.68	0.56	7.0	2.1	2.3	1.1136	310
18.5	25.0	EC3-420-0802M	225SX	732	37.0	24.62	90.1	90.1	87.0	0.77	0.71	0.60	7.0	2.0	2.2	1.5437	370
22.0	30.0	EC3-423-0802M	225MX	733	44.5	29.23	90.6	90.6	87.5	0.76	0.69	0.58	7.0	2.2	2.4	1.8378	385
30.0	40.0	EC3-453-0802M	250MX	733	60.0	39.86	91.3	91.3	88.5	0.76	0.70	0.60	7.0	2.2	2.4	2.5127	530
37.0	50.0	EC3-480-0802M	280SX	735	71.0	49.03	91.8	91.8	89.5	0.79	0.75	0.65	7.0	2.2	2.4	4.8613	720
45.0	60.0	EC3-483-0802M	280MX	735	86.0	59.63	92.2	92.2	90.0	0.79	0.76	0.67	7.0	2.2	2.4	5.8335	750
55.0	75.0	EC3-510-0802M	315SX	737	108.1	72.69	92.5	92.5	90.5	0.77	0.71	0.60	7.0	2.2	2.4	7.2611	1020
75.0	100.0	EC3-513-0802M	315MX	737	145.5	99.12	93.1	93.1	90.8	0.77	0.73	0.64	7.0	2.1	2.3	8.5948	1060
90.0	120.0	EC3-516-0802M	315LX	737	172.8	118.94	93.4	93.4	91.0	0.78	0.74	0.65	7.0	2.0	2.2	10.3731	1190
110.0	150.0	EC3-517-0802M	315LX	737	210.7	145.37	93.7	93.7	91.4	0.78	0.74	0.64	7.0	2.1	2.3	11.8549	1220
132.0	180.0	EC3-550-0802M	355SX	739	255.3	173.98	94.0	94.0	91.8	0.77	0.71	0.60	7.0	2.1	2.3	19.1900	1700
160.0	215.0	EC3-553-0802M	355MX	739	315.0	210.88	94.3	94.3	92.0	0.75	0.68	0.56	7.0	2.1	2.4	23.7590	1850
200.0	270.0	EC3-556-0802M	355LX	739	389.0	263.60	94.6	94.6	93.0	0.76	0.70	0.60	7.0	2.1	2.4	28.3281	1950
225.0	300.0	EC3-557-0802M	355LX	739	430.0	296.55	94.6	94.6	93.5	0.77	0.71	0.63	7.0	2.0	2.2	28.3281	1970

Note : Motors upto 2.0 HP are Star (Y) connected & Motors above 2.0 HP are Delta (Δ) connected suitable for Star-Delta Starting.

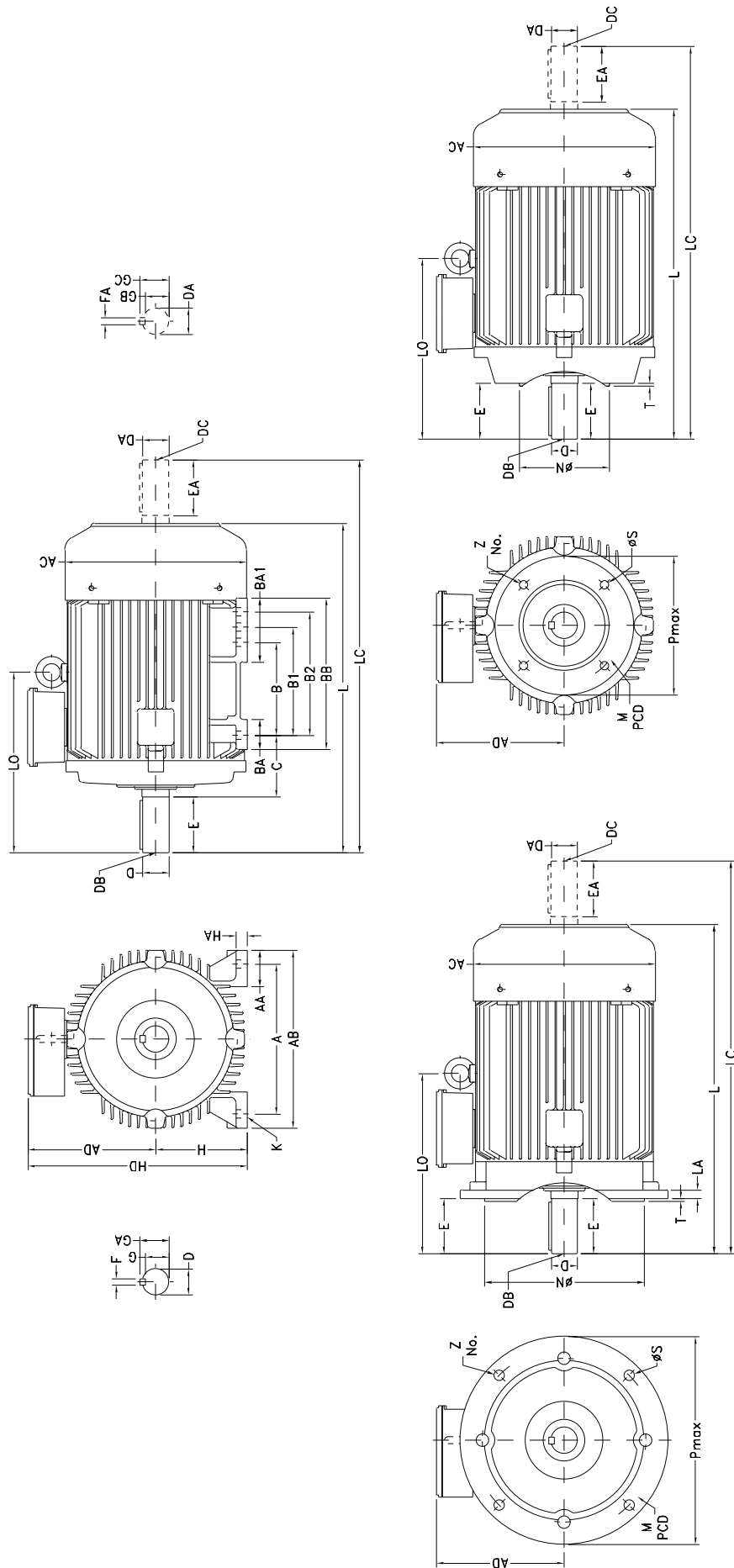


MECHANICAL DIMENSIONS - STANDARD, IE2 MOTORS





MECHANICAL DIMENSIONS - STANDARD, IE3 MOTORS



a strong commitment
to serve better always...



Go Digital


www.bchindia.com

- Power Control Products
- Starters & Submersible Pump Starters
- Industrial Enclosures
- Industrial Products
- Wires & Cables
- Motor Control Products
- Power Bus Duct
- Customised Solution
- Automation



BCH ELECTRIC LIMITED

Visit us at : www.bchindia.com

Corporate Office : 1105, New Delhi House, 27, Barakhamba Road, New Delhi-110 001 Tel. : 91-11- 43673100
CIN : U31103WB1965PLC026427, **Customercare No.** 1800-103-9262, **E-mail :** marketing@bchindia.com
Registered Office : Block 1E, 216, Acharya Jagadish Chandra Bose Road, Kolkata - 700 017
Works 1 : 20/4, Mathura Road, Faridabad-121 006 (Haryana) Tel. : 0129-4063000/4293000 Fax : 0129-2304016
Works 2 : 64-68, Sector-7, IIE, Pant Nagar, Rudrapur, Udham Singh Nagar - 263 153 (Uttarakhand) Tel. : 05944-250214/16 Fax : 05944-250215

Sales Offices :

- | | | | | | |
|---|---|--|---|--|--|
| <p>Ahmedabad
103, Aaron,
Nr. SBI Laghuudyug branch,
Behind Sakar-1
Gandhigram Railway station,
Ellis bridge, Ahmedabad - 380006
Tel. : 079-26589719
E-mail: ahmedabad@bchindia.com</p> | <p>Bangalore
2nd Floor, 130/5,
K.H. Road (Double road),
Bangalore - 560 027
Tel.: 080-41144879 / 22326759
E-mail : bangalore@bchindia.com</p> | <p>Bhubaneswar
Mallick Commercial
Complex Plot No.: A/69, unit - 3
Bhubaneswar - 751 001
Tel.: 0674-2380988
E-mail.: bhubaneswar@bchindia.com</p> | <p>Chandigarh (Panchkula)
SCO -129, Iind Floor,
MDC, Sector-5 Panchkula,
Haryana-134 109
Tel.: 0172-5078957 / 5049905
E-mail.: chandigarh@bchindia.com</p> | <p>Chennai
Flat No. 3A, 3rd Floor,
Sree Apartments,
No.508, TTK Road,
Alwarpet, Chennai 600 018
Tel.: 044-24337046, 24337047
E-mail : chennai@bchindia.com</p> | <p>Coimbatore
87, Dr. Nanjappa Road,
Coimbatore - 641 018
Tel. : 0422-2305311 / 2302599
E-mail : coimbatore@bchindia.com</p> |
| <p>Delhi 1
801, Akash Deep Building,
26A, Barakhamba Road,
New Delhi - 110 001
Tel. : 011-43518200
E-mail : delhi@bchindia.com</p> | <p>Delhi 2
710, Deepali Building, 92
Nehru Place, New Delhi - 110 019
Tel. : 011-45720334
E-mail : delhi2@bchindia.com</p> | <p>Dehradun
8, Co-operative Industrial Estate,
Patel Nagar, Dehradun-248001
E-mail : dehradun@bchindia.com</p> | <p>Faridabad
20/4, Mathura Road,
Faridabad - 121 006 (Haryana)
Tel/fax : 0129-4293009
E-mail : faridabad@bchindia.com</p> | <p>Hyderabad
1-8-303/48/13/102, Arya One,
2nd Floor, P. G. Road,
Secunderabad - 500 003
Tel. : 040-66206263/27890306
Fax : 040-66207273
E-mail : hyderabad@bchindia.com</p> | <p>Indore
330-331, Indraprastha Tower,
3rd Floor, 6, M.G. Road,
Indore - 452 001
Tel. : 0731-2510011 / 2510012
E-mail : indore@bchindia.com</p> |
| <p>Jaipur
25, Hathroi, Gopalbari,
Jaipur - 302 001
Tel. : 0141-2363521
E-mail : jaipur@bchindia.com</p> | <p>Jamshedpur
3rd Floor, Aastha Trade Centre,
'Q' Road, Bistupur,
Jamshedpur - 831 001
Tel. : 0657-2321097/2321481
E-mail : jamshedpur@bchindia.com</p> | <p>Kolkata
Block 1E, 216,
Acharya Jagadish Chandra Bose Road,
Kolkata - 700 017
Tel. : 033-22671728 / 46021884
E-mail : kolkata@bchindia.com</p> | <p>Lucknow
Madan Plaza, 3rd Floor,
14, Station Road,
Lucknow - 226 001
Tel. : 0522-4025597/4025997
Fax : 0522-4025697
E-mail : lucknow@bchindia.com</p> | <p>Ludhiana
S.C.O. - 18, 2nd Floor,
Feroze Gandhi Market,
Ludhiana - 140 001
Tel. : 0161-5021807/5022808
E-mail : ludhiana@bchindia.com</p> | <p>Mumbai
A-151, Mittal Tower,
Nariman Point,
Mumbai - 400 021
Tel. : 022-22822947/22850162
Fax : 022-22822858
E-mail : mumbai@bchindia.com</p> |
| <p>Pune
8, Sarosh Bhavan,
16-B/1, Dr. Ambedkar Road,
Pune - 411 001
Tel. : 020-41210002
E-mail : pune@bchindia.com</p> | <p>Raipur
2nd Floor, Building No. B-234,
Indira Gandhi Vyavasayik Parisar,
Pandri, Raipur - 492 004
Tel. : 0771-4020213 / 4045053
E-mail : raipur@bchindia.com</p> | <p>Trichy
2B, Kannagi Street,
Ayyappa Nagar, K.K.Nagar
Trichy - 620 021, Tamilnadu
Tel.: 0431-4040497
E-mail.: trichy@bchindia.com</p> | <p>Vadodara
301, Third Floor, "Florence Classic",
10, Ashapuri Co-Op. Hsg. Soc. Ltd., Opp. VUDA Housing,
Near Cow Circle, Akota, Vadodara - 390 020
Tel. : 0265-2345068/2345069
Telefax : 0265-2345068,
E-mail : vadodara@bchindia.com</p> | | |

Other Branch Locations
Cochin : cochin@bchindia.com, **Guwahati :** guwahati@bchindia.com, **Nagpur :** nagpur@bchindia.com, **Vishakapatnam :** vizag@bchindia.com, **Surat :** surat@bchindia.com

Resident Engineer Locations

Agra	Jodhpur	Nashik	Siliguri
Anantapur	Kanpur	Patna	Surat
Bhopal	Katni	Puducherry	Tirunelveli
Calicut	Karimnagar	Rajkot	Udaipur
Gurgaon	Kota	Rourkela	Vapi
Jalandhar	Midnapur	Rudrapur	Vijayawada
Jalgaon	Muzaffarnagar	Salem	

Since product improvement is a continuous process, the data furnished in this brochure may undergo revision without prior notice.